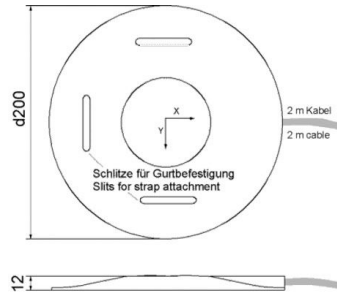


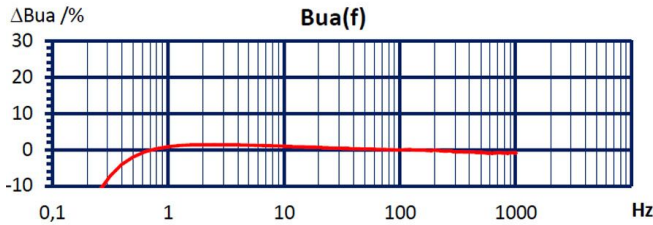
Properties

- Triaxial accelerometer built into flexible rubber pad
- For measurement of human exposure to whole-body vibration to ISO 2631, ISO 8041, ISO 10326-1 and ISO 7096
- Includes electronic data sheet (TEDS; IEEE 1451.4; Template 25 w. DS2431)
- Sensor removable from pad for calibration

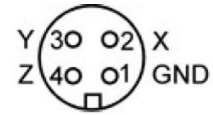


Piezo design	Shear design	
Output	IEPE	
Voltage sensitivity	100	mV/g
Sensitivity tolerance	20	%
Measurement range, pos./neg.	60	g
Destruction limit	8000	g
Transverse sensitivity	<5	%
Lower frequency limit (5 %)	0,5	Hz
Upper frequency limit (5 %)	1000	Hz
Resonant frequency	>25 (ohne Kissen)	kHz
Resonance amplitude	25	dB
Constant current supply	2 - 20	mA
Bias voltage at 4 mA	12 - 14,5	V
Output impedance	<100	Ω
Residual noise; wide band; RMS	<400 (0,5 - 20000 Hz)	μg
Noise density 1 Hz	100	$\mu\text{g}/\sqrt{\text{Hz}}$
Noise density 10 Hz	15	$\mu\text{g}/\sqrt{\text{Hz}}$
Noise density 100 Hz	4	$\mu\text{g}/\sqrt{\text{Hz}}$
Noise density 1000 Hz	1	$\mu\text{g}/\sqrt{\text{Hz}}$
Operating temperature range	-20 - 80	$^{\circ}\text{C}$
Temperature transient sensitivity	0,2	$\text{m/s}^2/\text{K}$
Magnetic field sensitivity	0,5	$\text{m/s}^2/\text{T}$
Weight without cable	270	g
Case material	Stainless steel/NBR	
Connector direction	radial	
Connector	Binder 711 plug	
Mounting	Place on seat or strap	

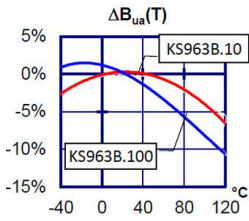
Typical Frequency Response



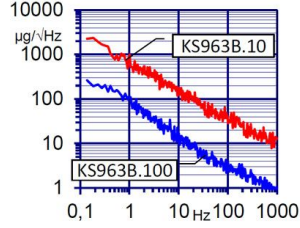
Contact Arrangement



Temperature Coefficient



Noise Characteristics



Delivery version with accessories kit KS963B100-S/01

- 027: Calibration adapter for KS963B100-S
- 034-B711f-BNC: Adapter Binder 711; 0,5 m; 4 pin; female. to 3 x BNC; male; 80 °C

Notice:

The standard delivery includes an individual data sheet.

This is a non-accredited measurement/calibration and consequently not covered by EA MLA.

On request, we offer a DIN EN ISO/IEC 17025:2018 accredited calibration of the measurand acceleration in the measuring range 0.1 m/s² to 200 m/s².

